

User Instructions

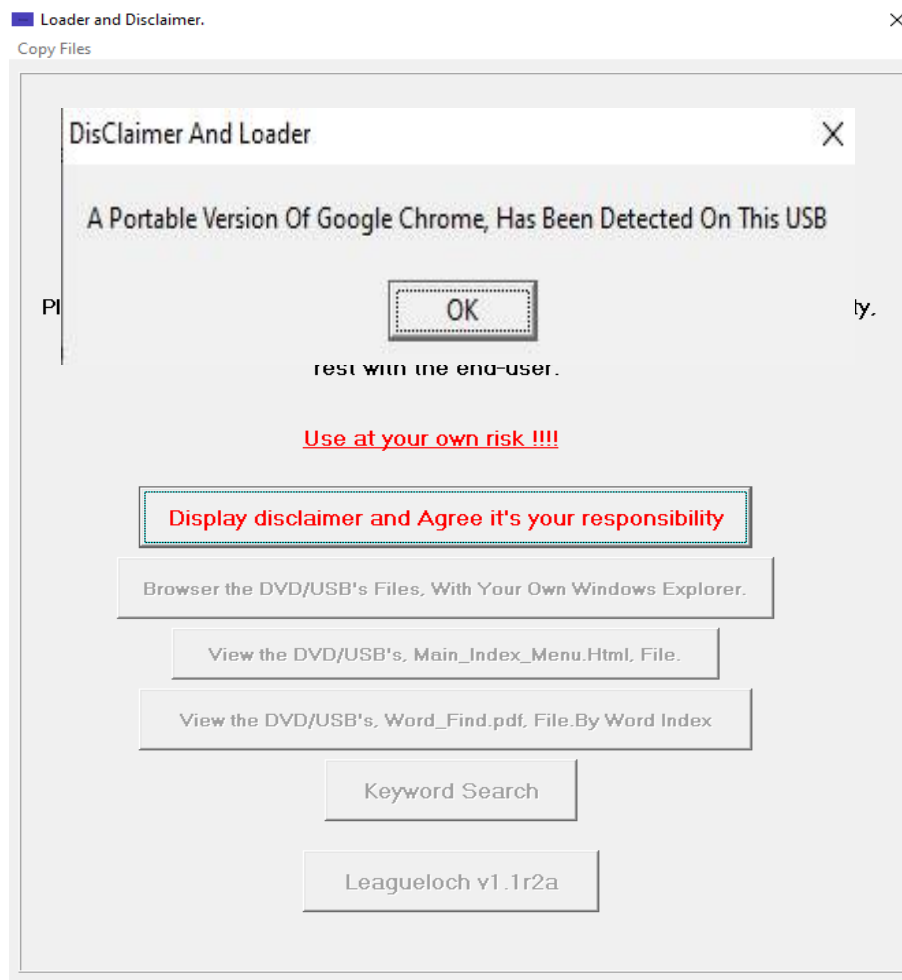
To use this USB, you will need to own a computer which is running windows 10 or higher with
* Java Runtime Environment (JRE) version 1.8 or higher
* .NET Framework 4.0 or higher (if running on Windows) and a spare USB 2.0 port.
With Microsoft's Edge Web Browser & Windows Media Player !!!!

The supplied USB should automatically load up, unless you have disabled the autoruns option within Windows.

If the loader/disclaimer screen asking for Google Chrome Updater, fails to be displayed, then you will need to run the either the files named
DisClaimerAndLoader.exe or **RunMe_First.exe**

The Following Screen, Will Only Appear, If Google Chrome Portable Has Already Been Installed Onto The USB.

If It Doesn't It Will Go Straight To The Disclaimer Screen On Page 3.



The Following Screen, will only be displayed once !!!!

This is because, the supplied USB stick, has already got a Pre-installed Portable version of Google Chrome.

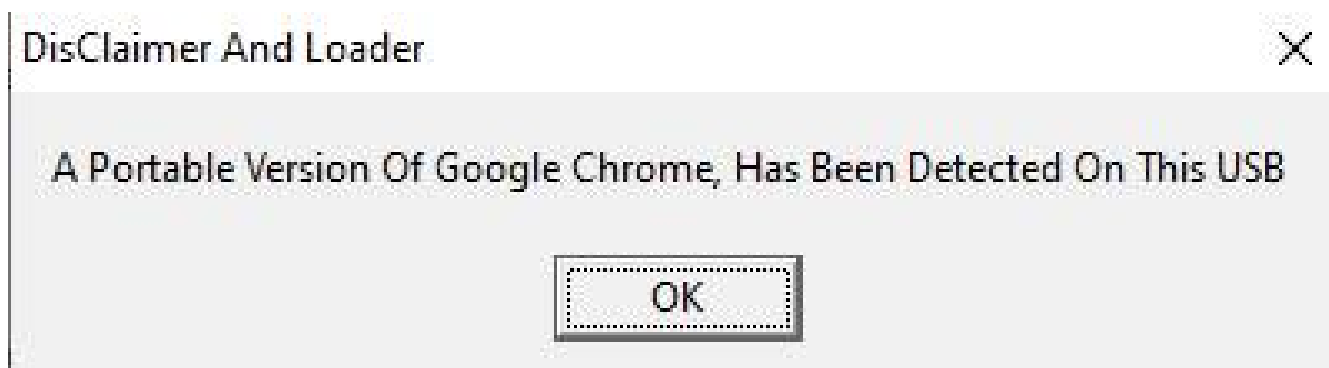
Every time the portable version of Google Chrome is loaded, it will ask you to update/re-install

!!!! In this case, just click onto the close icon, and continue working !!!!

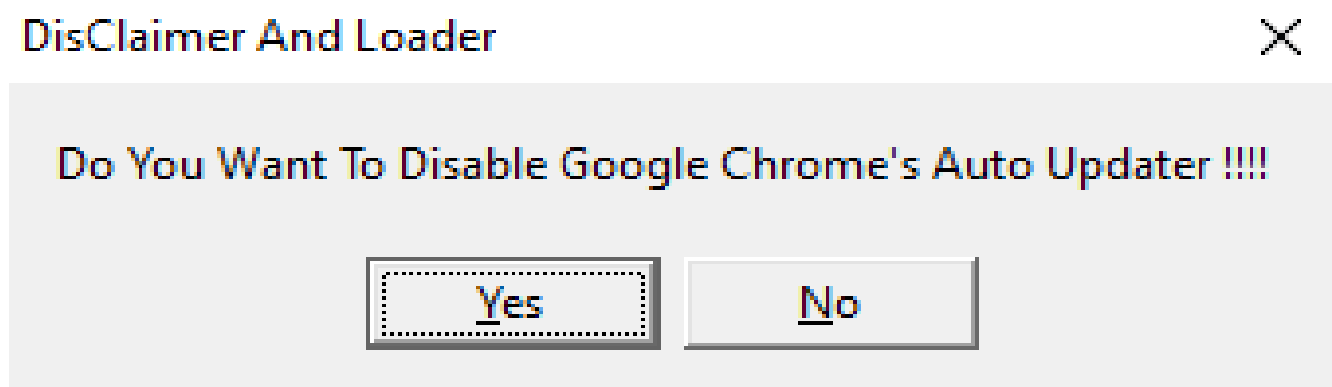
If your already have the full version of Google Chrome installed on your computer, you must select the 'No' option.

If your happy to use the portable version that is install on the USB, then select the 'Yes' option.

This will stop the nagging pop-up, asking you to upgrade or/re-install



Once You have Click OK, You Will Be Greeted With The Following Screen:-



Clicking 'Yes', Will Disable The Google Chrome Auto Updater.

Clicking 'No', Will Continue To The Dis Claimer Screen Without Disabling The Google Chrome Updater.

Please note, that this warning will only ever be asked once on the PC you have Inserted The USB Into !!!!

If You Change Your Mind, and Wish To Disable The Google Chrome Updater.

Please Run C:\Temp\Stop_Chrome_Updates.exe

User Instructions

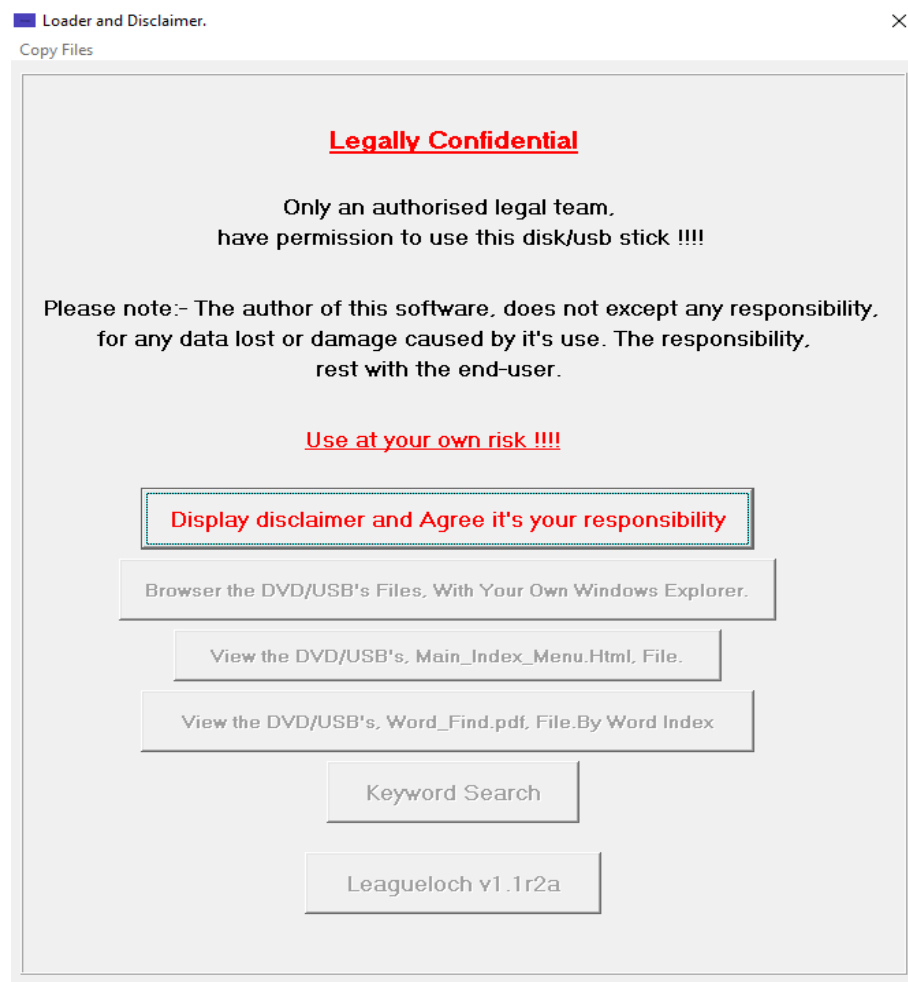
To use this USB, you will need to own a computer which is running windows 10 or higher with
* Java Runtime Environment (JRE) version 1.8 or higher
* .NET Framework 4.0 or higher (if running on Windows) and a spare USB 2.0 port.
With Microsoft's Edge Web Browser & Windows Media Player !!!!

The supplied USB should automatically load up, unless you have disabled the auto runs option within Windows.

If the loader/disclaimer screen fails to be displayed, then you will need to run the file named **DisclaimerAndLoader.exe**

You must run and agree; before using my data !!!!

The disclaimer screen will then be displayed as below.

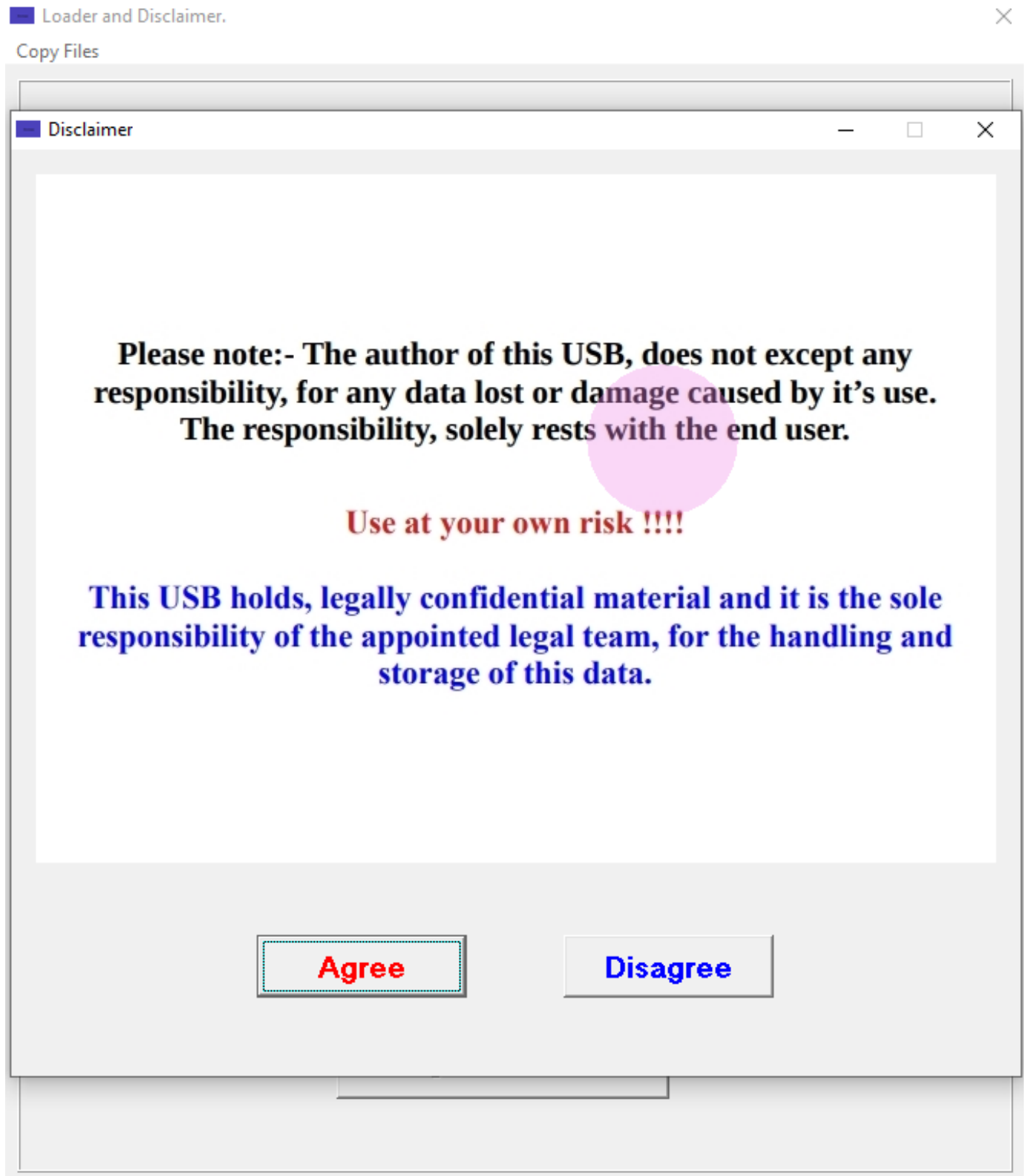


Once this screen has appeared, you can either quit, by clicking on the close button located in the top right corner or you can click on the Display disclaimer and agree button.

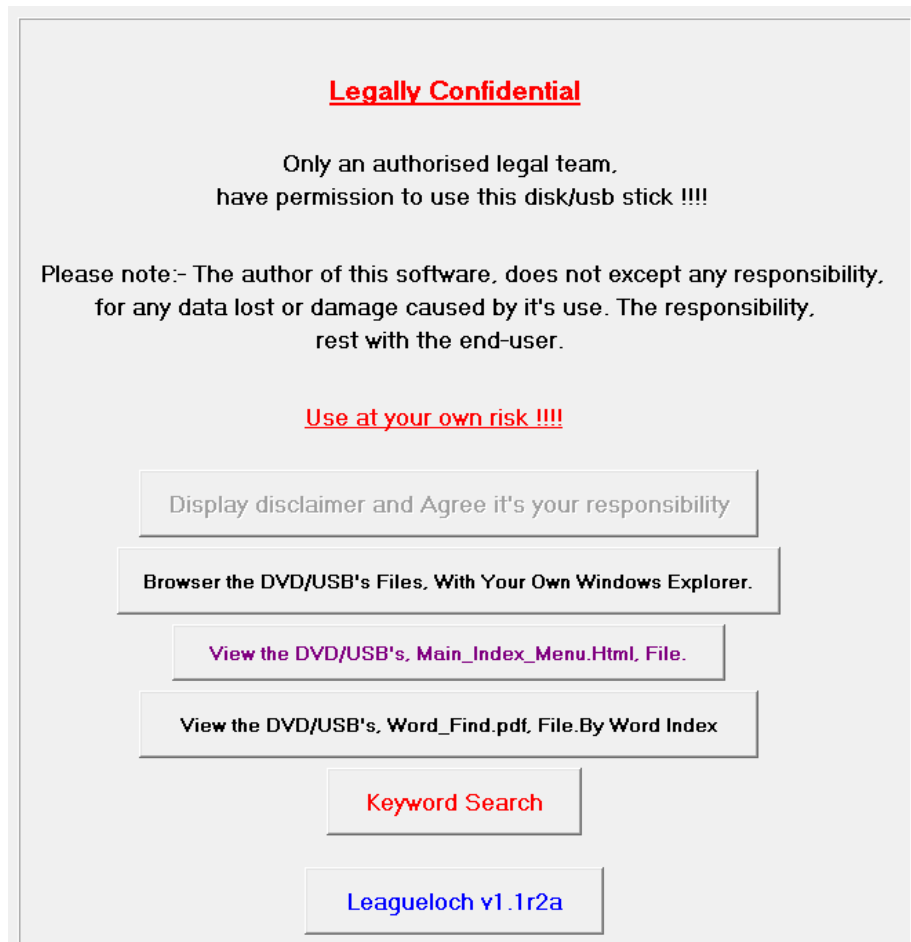
If you have decided to continue you will see the following screen.

If you have decided to continue, you will see the following screen as shown below.

You can either agree or disagree.



How ever, once you have read and made your decision, by closing that disclaimer document, you will notice that the disclaimer loader screen has changed.
It will look like this:-



You can choose from the above options.

- 1, You can choose to use your own windows explorer to browser the USB.
- 2, You can navigate the USB, by the [Main_Index_Menu.html](#) file, that has been provided.
- 3, View using a Word Index (Filename [Word_Find.pdf](#)).
- 4, Run LeagueLoch v1.0r9d.

You have been supplied with 1 x Authorisation code, with no obligation to use it.

The authorisation code can be use by the whole Legal team that's assigned to over looking the author's Legal Appeal Case.

You can also choose the on screen, copy files option, this will copy all of the data files, that are held on the USB. This will include, all the video evidence files and their associated DVD transcripts. All of the Crown Courts and Appeal Courts transcripts. Other witness statements, provided with their associated html/pdf link files.

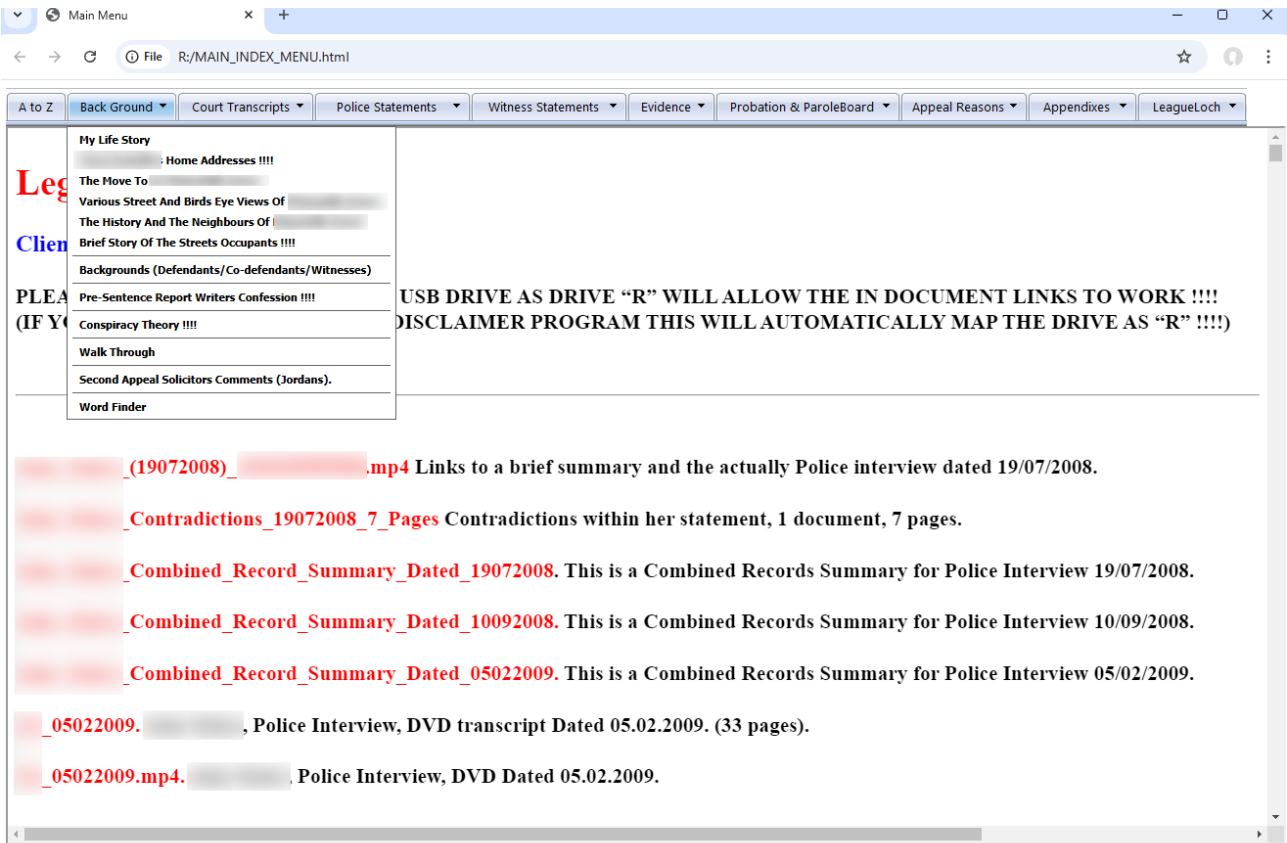
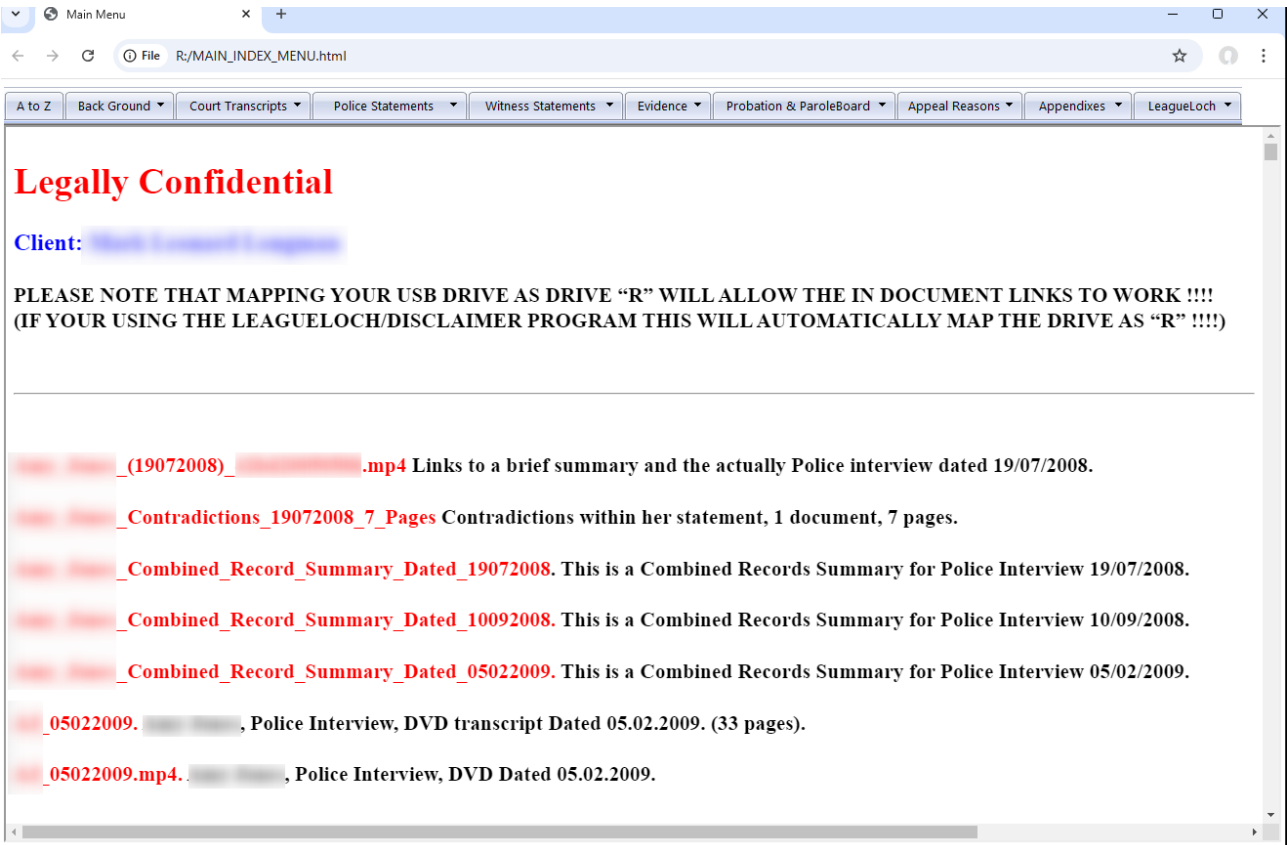
This will allow the end-user to still be able to view these files, using their linking links, when the [RunMe_First.exe](#) or the [Disclaimerandloader.exe](#) is run !!!!

This will not stop you from the normal copying and pasting any of the files using your windows explorer !

Please note, that the author will be regularly phoning for an update and he will be amending his own records !!!!

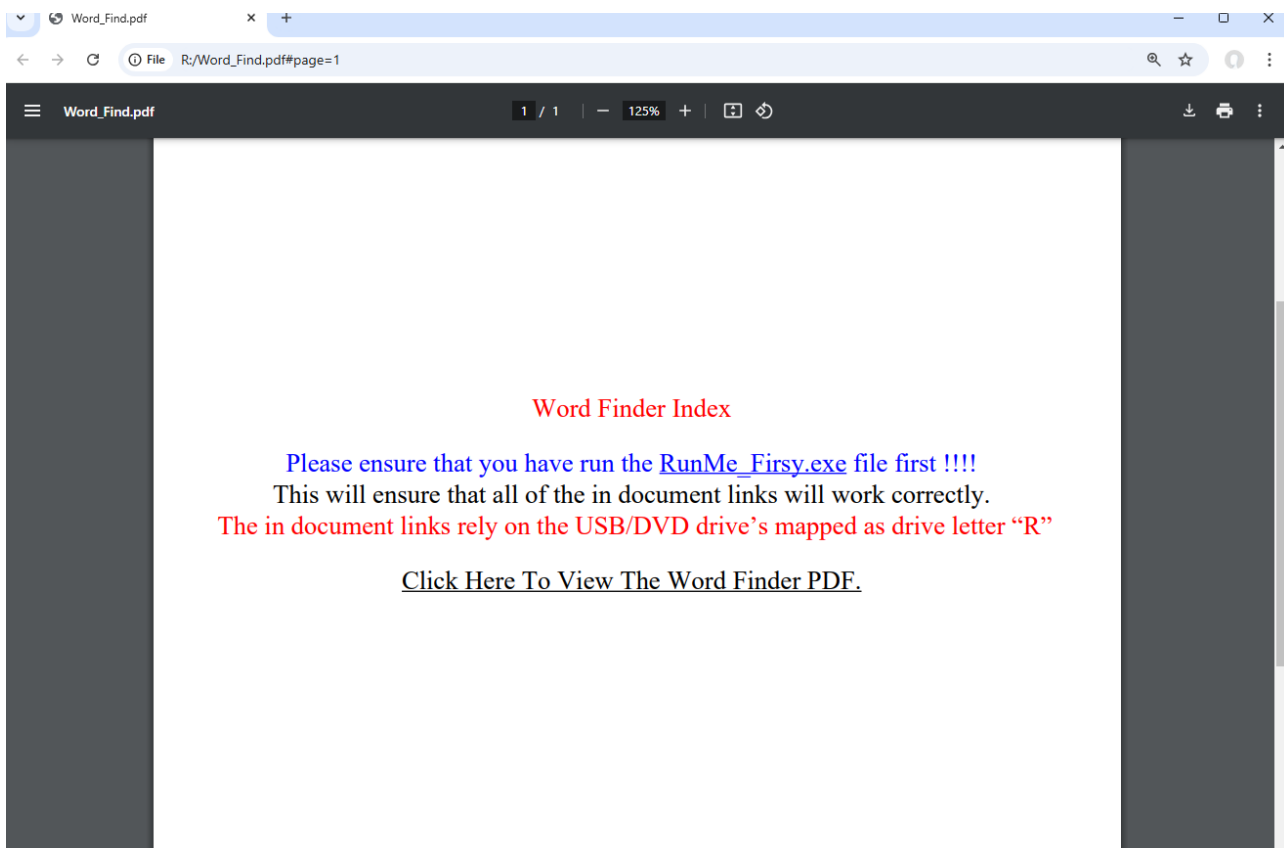
The decision is yours.

Choosing option (2) – Drop Down Menu Navigation.



Choosing this option, will give you a drop down menu navigational screen as above.
This option has been provided for those of us that hate browsing through endless document files !!!!

Choosing option (3) – Word Finder.



Choosing option (3), you will see the above screen shots.

This option has been provided so that the representative can see where and when the word has been used.

This also includes a brief summary of how that word was used.

By clicking onto the desired document page number, this will load and display that document and page !!!!

Choosing option (4) – LeagueLoch (Document Navigational Database).

LeagueLoch v1.1r2a -

**** Please press, the (F1) button, to show more information about LeagueLoch, ****

X

Client's Name: View (F3) Clients Ref: Open/Close File:

Title :-

Filename :-

File Path :-

File Type :- Attach File (F9)

File Notes :- Cut Copy Paste Undo SelectAll Font Print

Date/Time: 07/07/2023, 14:32:54

List all (Open and Closed) Records !!!!

Displaying all records in creation order !!!!

DVD dated 19.07.2008.

DVD Transcript Dated 19.07.2008. (37 p

Contradictions, dated 19.07.2008. (7 pa

DVD dated 10.09.2008.

DVD transcript dated 10.09.2008. (36 pa

Contradictions, dated 10.09.2008. (24 pa

DVD Dated 05.02.2009.

DVD transcript Dated 05.02.2009. (33 pa

Contradictions, dated 05.02.2009. (21 pa

DVD Dated 19.07.2008.

DVD transcript Dated 19.07.2008. (33 pa

contradictions Dated 19.07.2008. (1 doc

DVD Dated 10.09.2008.

DVD transcript Dated 10.09.2008. (29 pa

Contradictions Dated 10.09.2008. (19 pa

DVD Dated 05.02.2009.

DVD transcript Dated 05.02.2009. (43 pa

Contradictions, Dated 05.02.2009. (20 pa

Appeal Court And High Court Transcript (11 pages)

Appeal Court Quashing SOPO. (2 pages).

Alleged Indecent Images of Beckie Howes (Alleged Victim 3). (3 page

Police interview dated 29.06.2009 (Alleged Victim 3). (1

alleged sending indecent ima

Clear Screen

New Record

Modify Record

LeagueEdit

Delete Record

Show Background

Keyword Search

Amendment Logs

Created by: Date created: at:

Modified by: Date modified: at:

Deleted by: Date deleted: at:

Closed by: Date Closed: at:

The above screen shot shows the main screen of LeagueLoch.
For any further operational instructions, please see:-
[LegaueLochs_Operation_Manual.pdf](#)

Page 8 of 9

End note:-

Please note, to use any of the associated linking/links within these documents, you must map the USB stick as drive 'R:\'. This can be achieved by running the "[RunMe_First.exe](#)" file which is held on the USB first. Alternatively, you can open a COMMAND LINE (dos prompt) and type:-

subst R:\ USB STICKS – DRIVE NAME:

This program will create a mapped drive called R: and this will allow any linking, links within any of the provided documents to function.

Recommendation:-

If your booting from multiple USB's.

Why not, Try, and Download; LeagueLoch's Removable Boot Utility !!!!

(It's Free - Click Here !!!!).